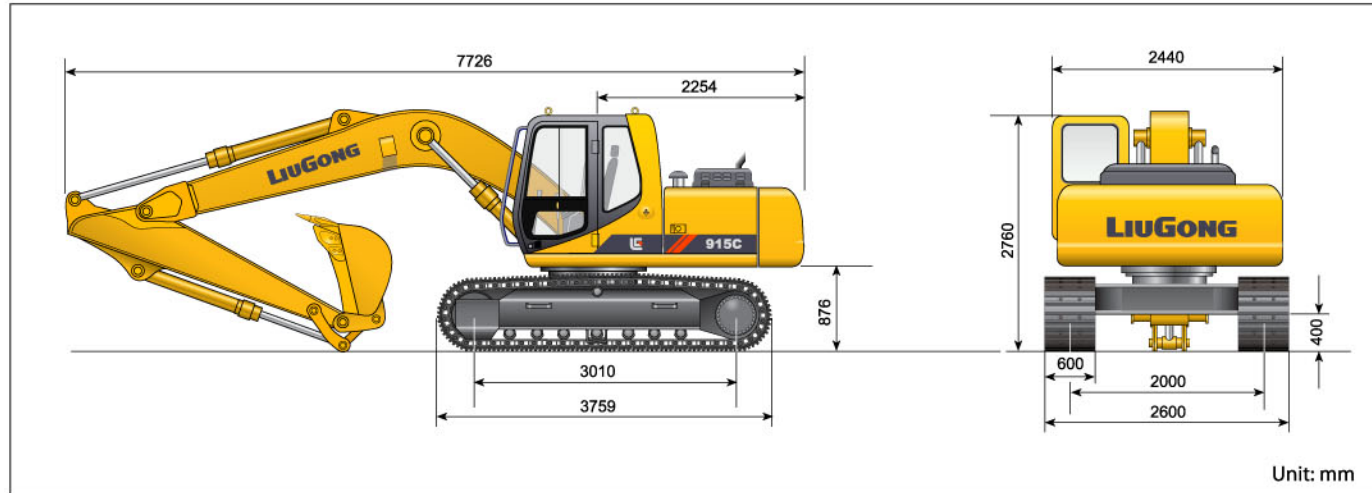
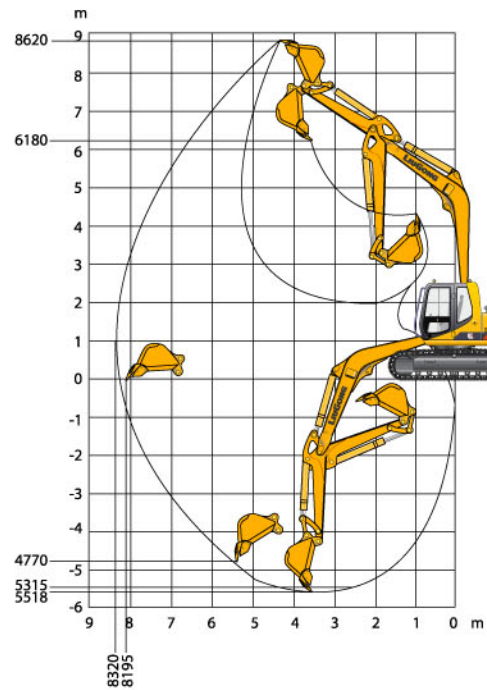


Dimensions



Working ranges



Arm length	2500mm
Max. digging radius	8320mm
Max. ground digging radius	8195mm
Max. digging depth	5518mm
Max. digging depth of cut for 2.5m level	5303mm
Max. vertical digging depth	4770mm
Max. unload height	6180mm
Max digging height	8620mm
Min. swing radius	2440mm
Max. bucket force(ISO)	83.5kN
Max. bucket force (SAE)	72.2kN
Max. arm force (ISO)	60.4kN
Max. arm force (SAE)	57.6kN

● Please choose the appropriate bucket according to this chart

Bucket capacity (m ³)	Width (mm)		Recommended
	Without teeth	With teeth	
0.36	770	770	Boom: 4600mm Arm: 2500mm <2000kg/m ³
※0.55	1040	1040	<1800kg/m ³
0.73	1300	1300	<1600kg/m ³

① Materials and specifications are subject to change without notice.
② Machines shown may include optional equipment. For more information, please consult our local dealers.

Guangxi Liugong Machinery Co.,Ltd.
No.1, Liutai Road, Liuzhou, Guangxi, China
Postcode: 545007
T+86 772 3886124 3886125
F+86 772 3886122
www.liugong.com
overseas@liugong.com

OBL915C-0903, Printed In China

LIUGONG
Shaping the Future Together

915C
Hydraulic Excavator



Bucket Capacity 0.36-0.73m³
Rated Power 82kW/2200r/min
Net Power 74.5kW/2200r/min
Operating Weight 13500kg



Comfortable and convenient operation environment

Comfortable and Spacious Cab

- Well positioned monitors and controls make complex operation easier.
- Reinforced frame reduces the potential injury of operator in the event of an accident.
- Smoke-tinted sunroof hatch helps you keep an eye on overhead obstructions. Comes with a retractable shade to reduce glare .
- Audio entertainment system relaxes the operator during long hours of operation.
- Fluorine-free large-capacity air-conditioner with dual air vents and internal temperature control microprocessor.
- The suspension seat is can be adjusted to the most appropriate position.
- Cab mounted on silicon shock absorbers gives the cab outstanding operator comfort with less vibration and noise.

Convenient and easy to read instrument panel

- Friendly interface, high reliability, easy to read.

Pilot control joystick

- Easier to operate with higher sensitivity for more accurate control of arm and bucket movement.

System self-monitoring and fault alarm

- To realize intelligent operating and control, the system can detect speed of engine, pressure, lubricant status, water temperature, fuel capacity, valve pressure, oil temperature, voltage, and switch status.



CAPC system

- CAPC: with Computer aided power control system, the machine automatically adjusts the output flow according to the working load, to match the output power of the engine and enable the hydraulic system to provide maximum output flow to improve operating efficiency. While working with lighter load, the driver can use different modes to ensure the best performance of the engine under low fuel consumption.
- Auto idle function: to reduce the fuel consumption and noise, the auto idle function can be turned on and the engine will automatically lower its speed if there is no operation in 5 seconds.



Best performance, high quality, high efficiency




Advanced hydraulic system

- Hydraulic system automatically adjusts the output flow according to the load to match the output power of the engine, enabling the hydraulic system to provide maximum output flow to improve operating efficiency while working with lighter loads and outputs the flow through the negative flow control pump to control the flow within a reasonable range during fine operations
- To ensure safe and reliable travel, the main valve has a locking function to prevent the machine from swinging during driving.
- Auxiliary ports provide for linking hydraulic working attachments.

Optimized working structures

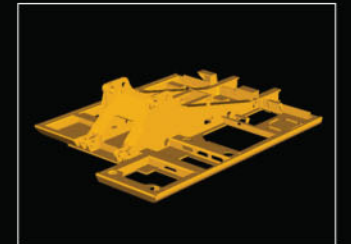
Heavily loaded undercarriage

- Computer stress analysis of the vehicle frame strengthening the frame by: forming highly rigid lower operating planes, axle backbones, and X type design; improving the rigidity of bottom walking frame; enhancing undercarriage in the case of intensity load; and better distribution of load stresses throughout the frame.



Balanced swing platform

- Increased the beam section in the platform frame improves strength and flexibility. The elaborate arrangement of all components has given the machine a better center of gravity for more stability.



Optimized boom & arm

- The design of the boom and arm have been optimized with the use of finite element software to reduce weight and improve strength by improving the distribution of stress throughout the assemblies.
- The use of self-lubricating bushings in the joints between boom and swing platform and boom and arm.



Durable bucket

- The elaborate design of the bucket shape and inclusion of cross section wear plates minimizes wear. Self-lubricating bushings and high performance cutting edges prolong service life and reduce maintenance costs.



Innovative technology reduces maintenance time and costs

- T Structure with enhanced anti-wear ability and lighter weight reduces maintenance time and costs.



Easy access for maintenance



Quick opening access hoods

- Ground level service access to easily access hydraulic pumps and filters.
- Many components can be maintained without tools.

Quality maintenance free battery

- Maintenance free battery has a long life.



Specifications



Engine

Model	Cummins 4BTA3.9
Type	4-cylinder, 4-stroke, in line water-cooled, turbocharged diesel engine
Rated power	82kW/2200r/min
Net power	74.5kW/2200r/min
Maximum torque	511 N.M
Displacement	3.9L



Undercarriage

Welded heavy load undercarriage frame ensures outstanding durability in the toughest condition. Idlers, carrier rollers, track rollers are sealed with a floating oil seal providing extended service life.

Number of carrier rollers	1 each side
Number of track rollers	7 each side
Number of idlers	1 each side
Number of shoes	45 each side
Width of track	600mm/800mm(optional)



Service Refill Capacities

Fuel tank	275L
Coolant	20L
Engine lubricants	11L
Hydraulic system	180L
Hydraulic tank	150L



Swing System

The superstructure is swung by a high torque plunger piston and 2 stage planetary reduction gear, with an internal spring brake, hydraulic start, and automatic brake when swing control handle in a neutral position.

Swing speed	12.4r/min
-------------------	-----------



Hydraulic System

Main pump ..	Tandem variable displacement piston pumps
Maximum flow	2 x 120L/min
Main relief valve pressure	31.9MPa
Maximum pressure of swing circuit	25MPa
Maximum pressure of travel circuit	31.9MPa
Main relief valve boom/arm/bucket	36MPa
Pilot circuit	3.9MPa



Drives & Brakes

Pilot control has two levels with integrated pedals for precise steering control. The motors and hydraulic pipelines are set inside the track system to prolong their working life. Parking brake and shock-absorbing valves are installed in the motor for stable traveling and reliable braking.

Travel speed	High:0-5.5km/h, low:0-2.9km/h
Gradeability	35°(70%)



Control System

All working movement are controlled by a hydraulic pilot system. The right-hand lever controls the boom and bucket movement while the left-hand lever controls the arm and swing. The two foot-controlled pilot valves with integrated hand levers control travel direction and swing direction. Travel speed is charged by an electric switch.